COVID-19 DAILY STATISTICS

RUTHERFORD COUNTY

Data Source: Foothills Health District

AUGUST 28, 2020

Total Tested		10,481
Total Negative Tests		9,363
Total Pending Tests		132
Total Positive Tests		**986**
Percent Positive of Individuals Tested		9.5%
Households Affected		644
Breakdown of Positive Tests		
Quarantined at Home		139
Quarantined at Hospital		12
Ages (25-49)	1	
Ages (50-64)	5	
Ages (65+)	6	
Total Active Positives		**151**
Out of Quarantine		811
Deceased - Total		24
Ages (25-49)	1	
Ages (50-64)	7	
Ages (65+)	16	

Breakdown of Positive Cases by Category	
Female	522
Male	464
Ages (0-17)	88
Ages (18-24)	121
Ages (25-49)	372
Ages (50-64)	252
Ages (65+)	153
28018 (Bostic)	53
28020 (Casar)	1
28040 (Ellenboro)	77
28043 (Forest City)	330
28114 (Mooresboro)	75
28139 (Rutherfordton)	312
28160 (Spindale)	83
28167 (Union Mills)	26
28746 (Lake Lure)	29
American Indian	2
Asian	3
Black	197
Hispanic	116
Pacific Islander	1
White	667

ESTADISTICAS DIARIAS DEL COVID-19

CONDADO DE RUTHERFORD

Fuente De Informacion: Distrito de Salud Foohills

AGOSTO 28, 2020

Total de Examinados		10,481
Total de Casos Negativos		9,363
Total de Casos Pendientes		132
Total de los Casos Positivos		**986**
Porcentaje Positivo de Individuos Evaluados		9.5%
Hogares Afectados		644
Desglose de los Examenes Positivos		
Cuarentena en el Hogar		139
Cuarentena en el Hospital		12
Edades (25-49)	1	
Edades (50-64)	5	
Edades (65+)	6	
Total De Casos Positivos Activos		**151**
Fuera de la Cuarentena		811
Muertes - Total		24
Edades (25-49)	1	
Edades (50-64)	7	
Edades (65+)	16	

Desglose de Casos Positivos por Categoria	
Hembras	522
Machos	464
Edades (0-17)	88
Edades (18-24)	121
Edades (25-49)	372
Edades (50-64)	252
Edades (65+)	153
28018 (Bostic)	53
28020 (Casar)	1
28040 (Ellenboro)	77
28043 (Forest City)	330
28114 (Mooresboro)	75
28139 (Rutherfordton)	312
28160 (Spindale)	83
28167 (Union Mills)	26
28746 (Lake Lure)	29
Indio Americana	2
Asiático	3
Negra	197
Hispana	116
Isleño del Pacífico	1
Blanca	667

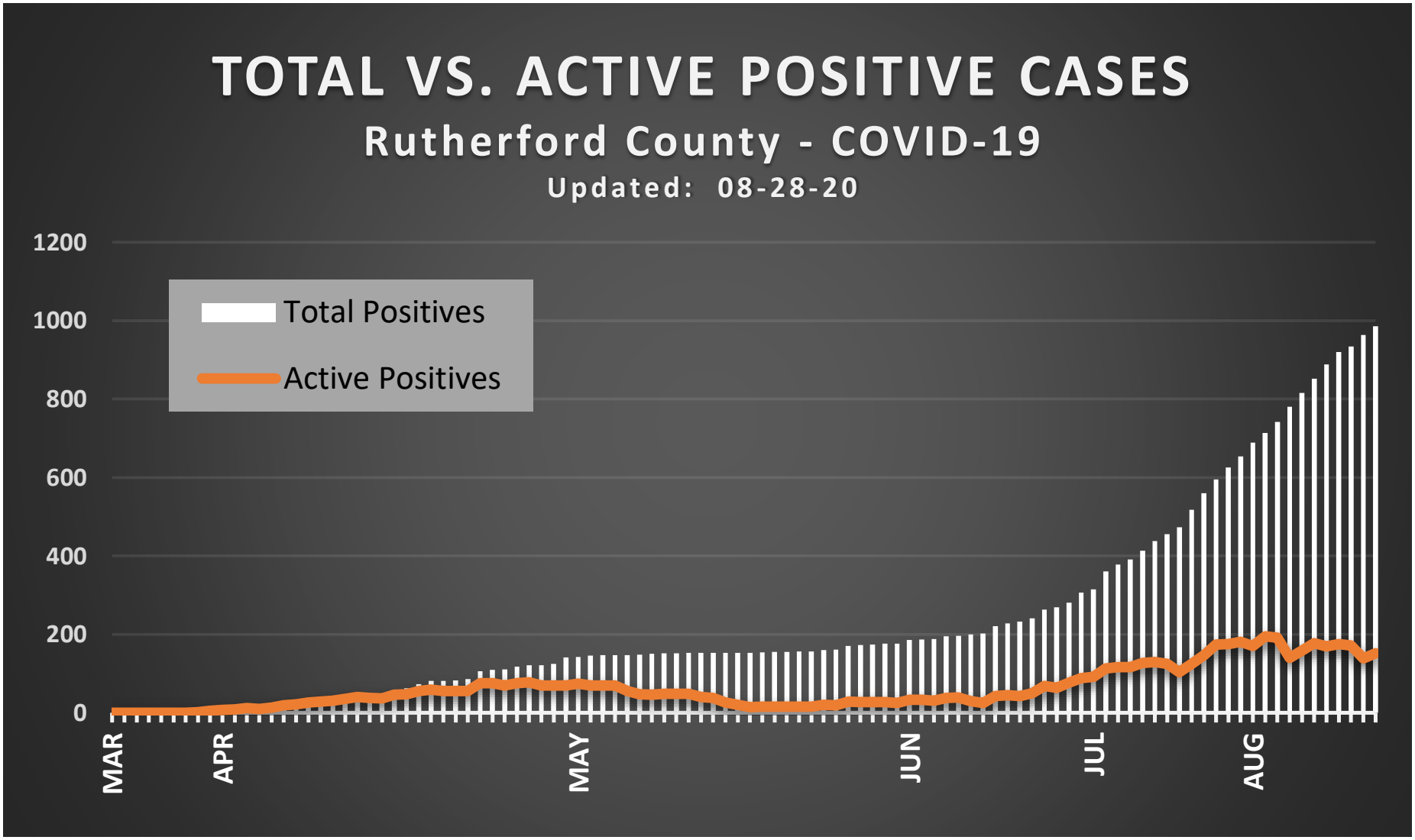
TOTAL VS. ACTIVE POSITIVE CASES
Rutherford County - COVID-19
Updated: 08-28-20
1200
1000
800
600
400
200
0
Total Positives
Active Positives
MAR
APR
MAY
JUN
JUL
AUG

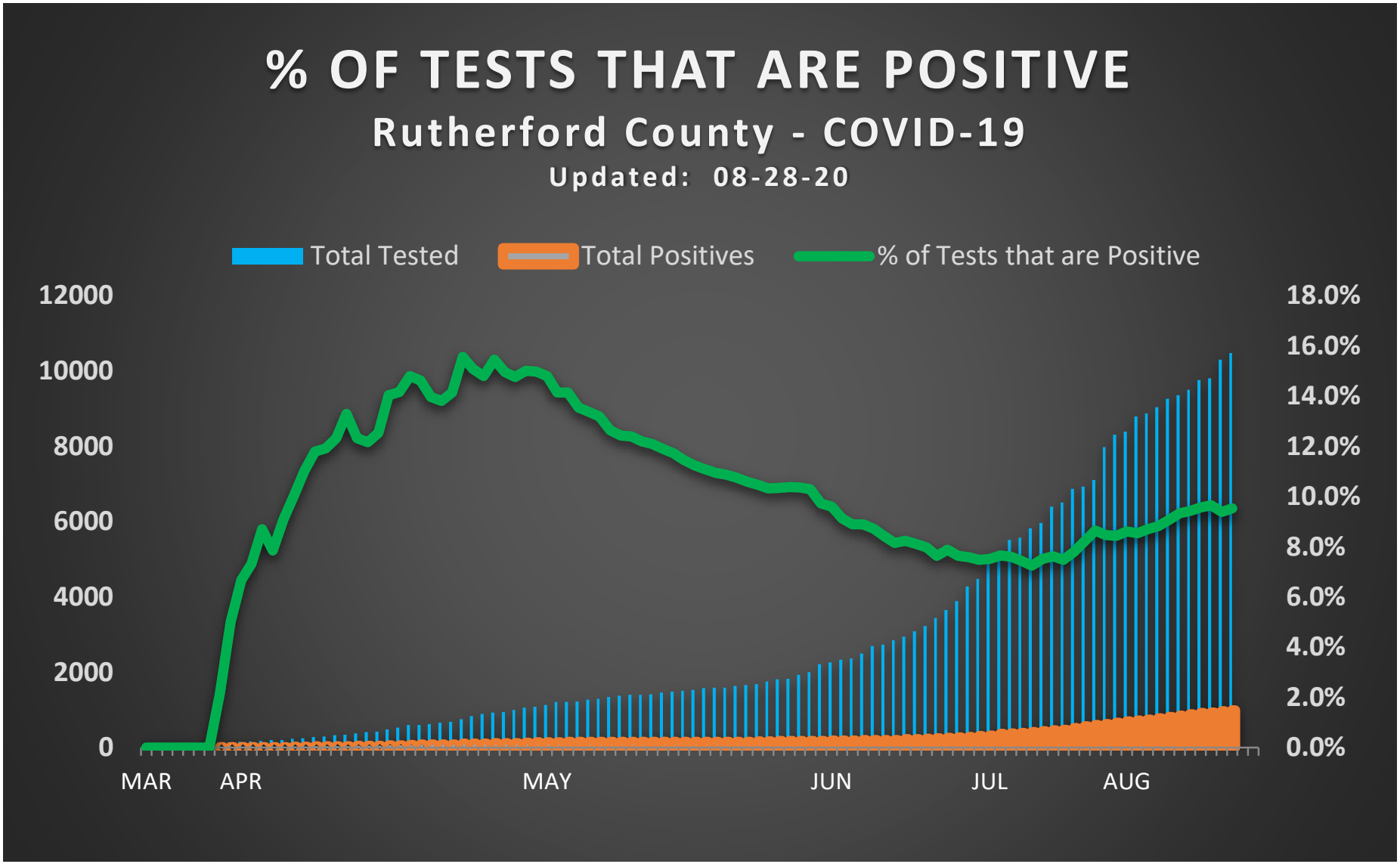
% OF TESTS THAT ARE POSITIVE
Rutherford County - COVID-19
Updated: 08-28-20
Total Tested
Total Positives
% of Tests that are Positive
12000
10000
8000
6000
4000
2000
0
18.0%
16.0%
14.0%
12.0%
10.0%
8.0%
6.0%
4.0%
2.0%
0.0%
MAR
APR
MAY
JUN
JUL
AUG

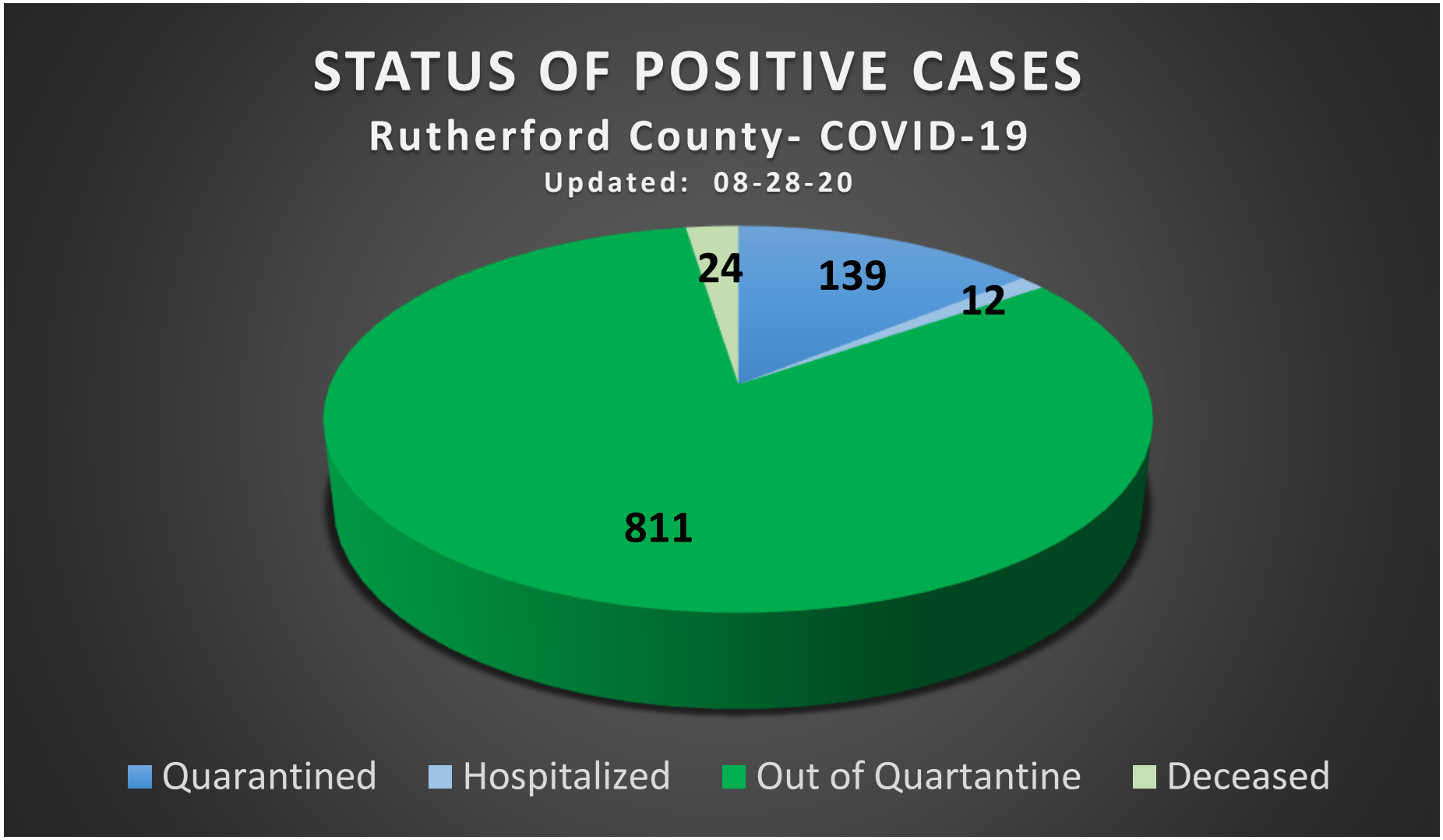
STATUS OF POSITIVE CASES
Rutherford County- COVID-19
Updated: 08-28-20
24
139
12
811
Quarantined
Hospitalized
Out of Quartantine
Deceased

CURRENT HOSPITALIZATIONS

Rutherford County- COVID-19

Updated: 08-28-20

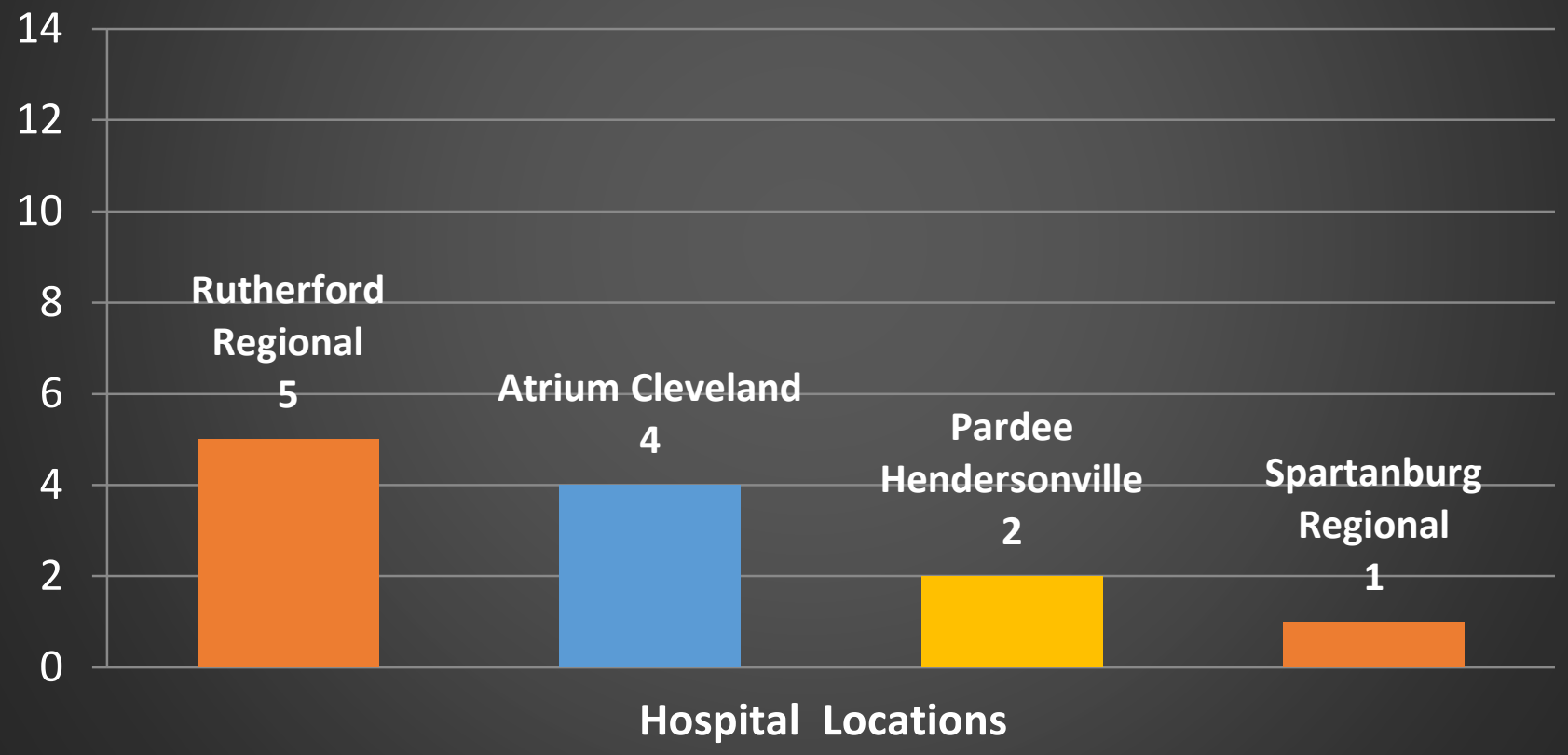

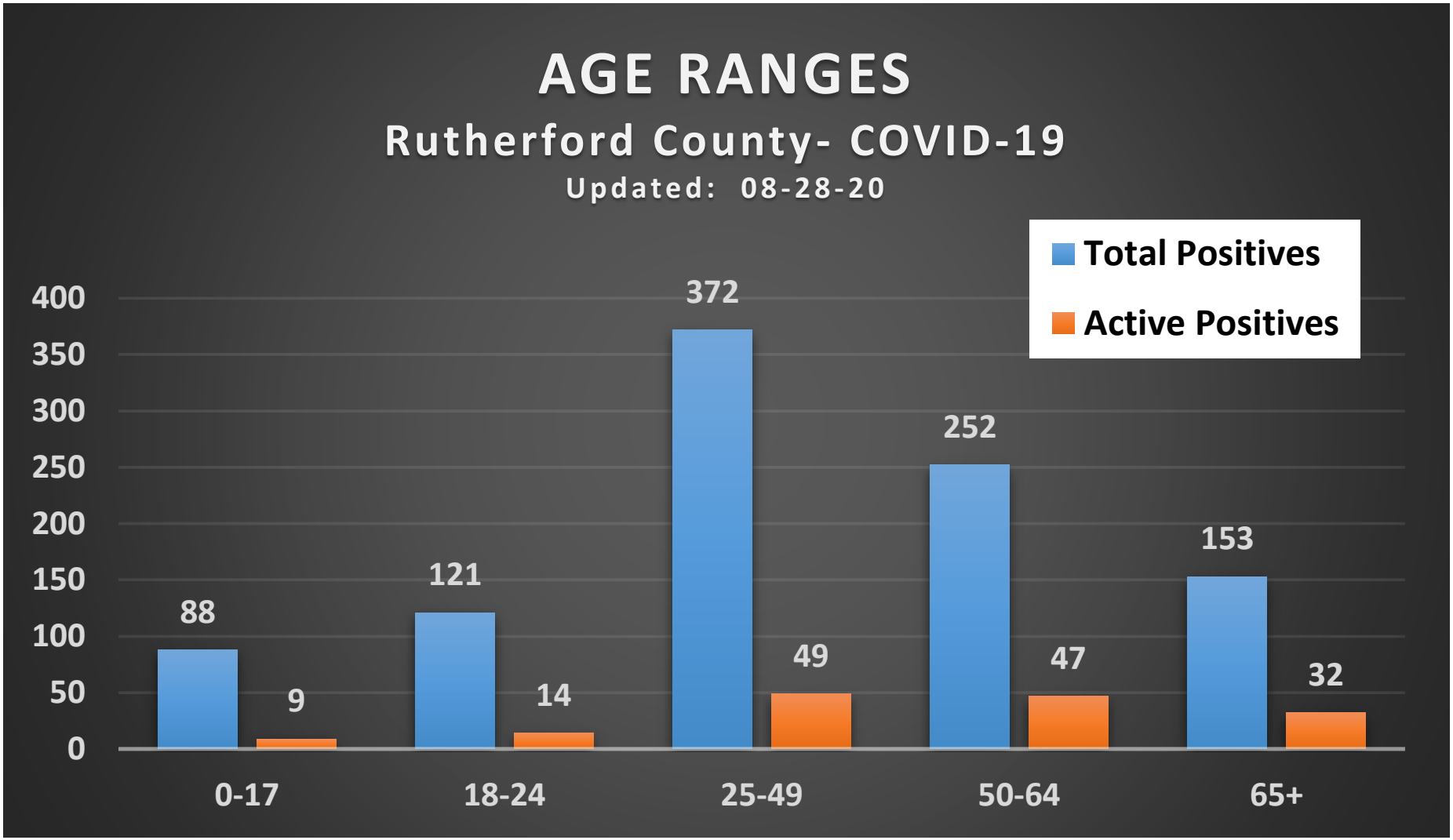
AGE RANGES
Rutherford County- COVID-19
Updated: 08-28-20
Total Positives
Active Positives
400
350
300
250
200
150
100
50
0
88
9
121
14
372
49
252
47
153
32
0-17
18-24
25-49
50-64
65+

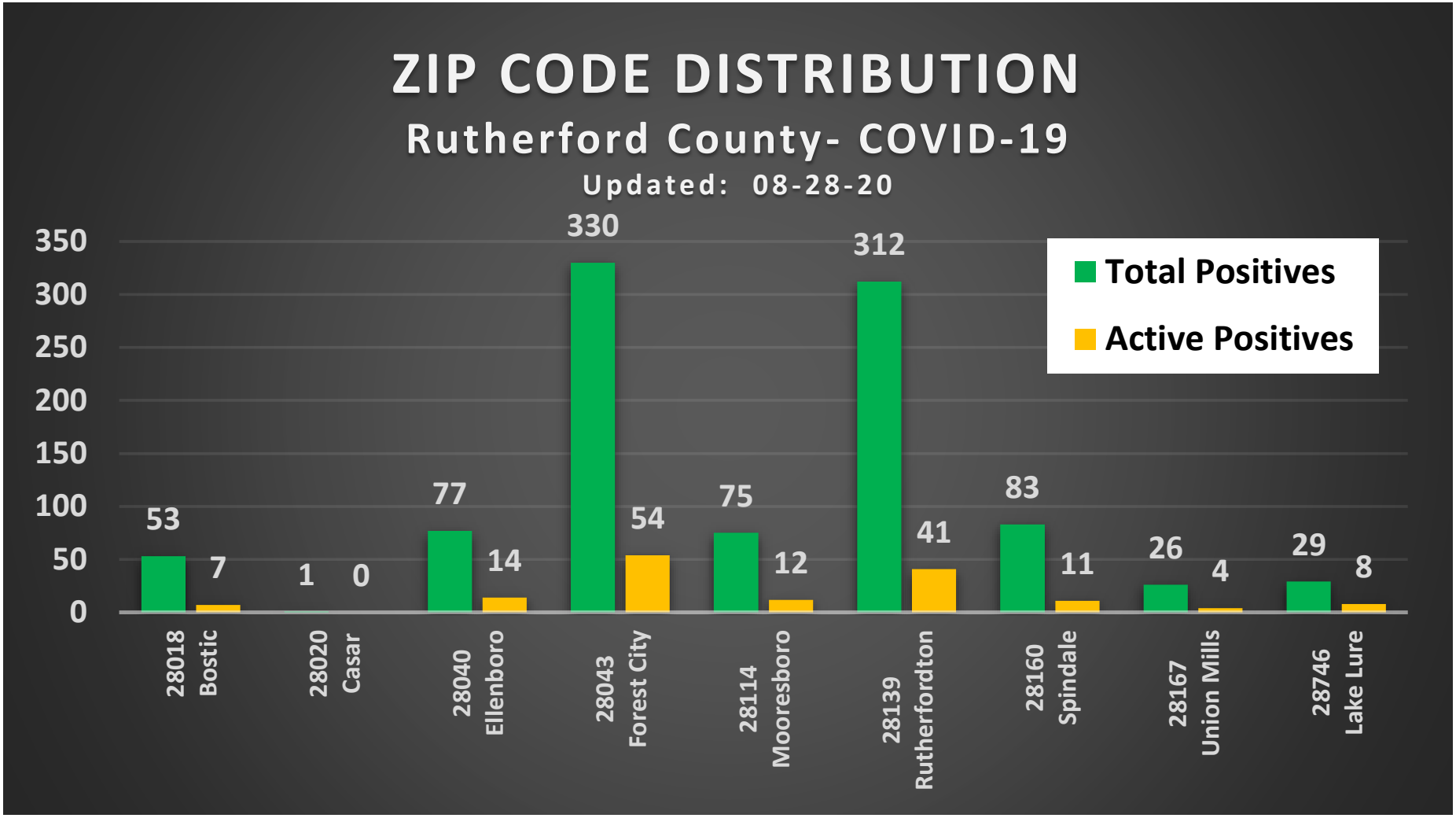
ZIP CODE DISTRIBUTION
Rutherford County- COVID-19
Updated: 08-28-20
350
300
250
200
150
100
50
0
Total Positives
Active Positives
53
7
1
0
77
14
330
54
75
12
312
41
83
11
26
4
29
8
28018 Bostic
28020 Casar
28040 Ellenboro
28043 Forest City
28114 Mooresboro
28139 Rutherfordton
28160 Spindale
28167 Union Mills
28746 Lake Lure